

# 10 TECHNOLOGY PARK DRIVE

WESTFORD, MA

• • • • •



# 25,777 SF

OFFICE SPACE AVAILABLE FOR  
SUBLEASE

**CONTACT:**

AARON SMITH

978.654.0432

ASMITH@STUBBLEBINECOMPANY.COM

DAVID STUBBLEBINE

617.592.3391

DAVID@STUBBLEBINECOMPANY.COM

EXCLUSIVE OFFERING



THE  
STUBBLEBINE  
COMPANY

CORFAC INTERNATIONAL

## PROPERTY SUMMARY



### PROPERTY DESCRIPTION

25,777 SF Office Space Available for Sublease

### PROPERTY HIGHLIGHTS


- Located directly off I-495 at Exit 32
- Building offers full service cafeteria, full service fitness center with showers and lockers, and a fully renovated common lobby area.

### OFFERING SUMMARY

LEASE RATE:	Market
LEASE TERM:	Immediate to 9/1/23
AVAILABLE SF:	25,777 SF
LOT SIZE:	15.21 Acres
BUILDING SIZE:	225,000 SF
FURNITURE:	Available and wired

DEMOGRAPHICS	5 MILES	10 MILES
TOTAL HOUSEHOLDS	25,399	139,251
TOTAL POPULATION	68,768	376,146
AVERAGE HH INCOME	\$124,396	\$94,949

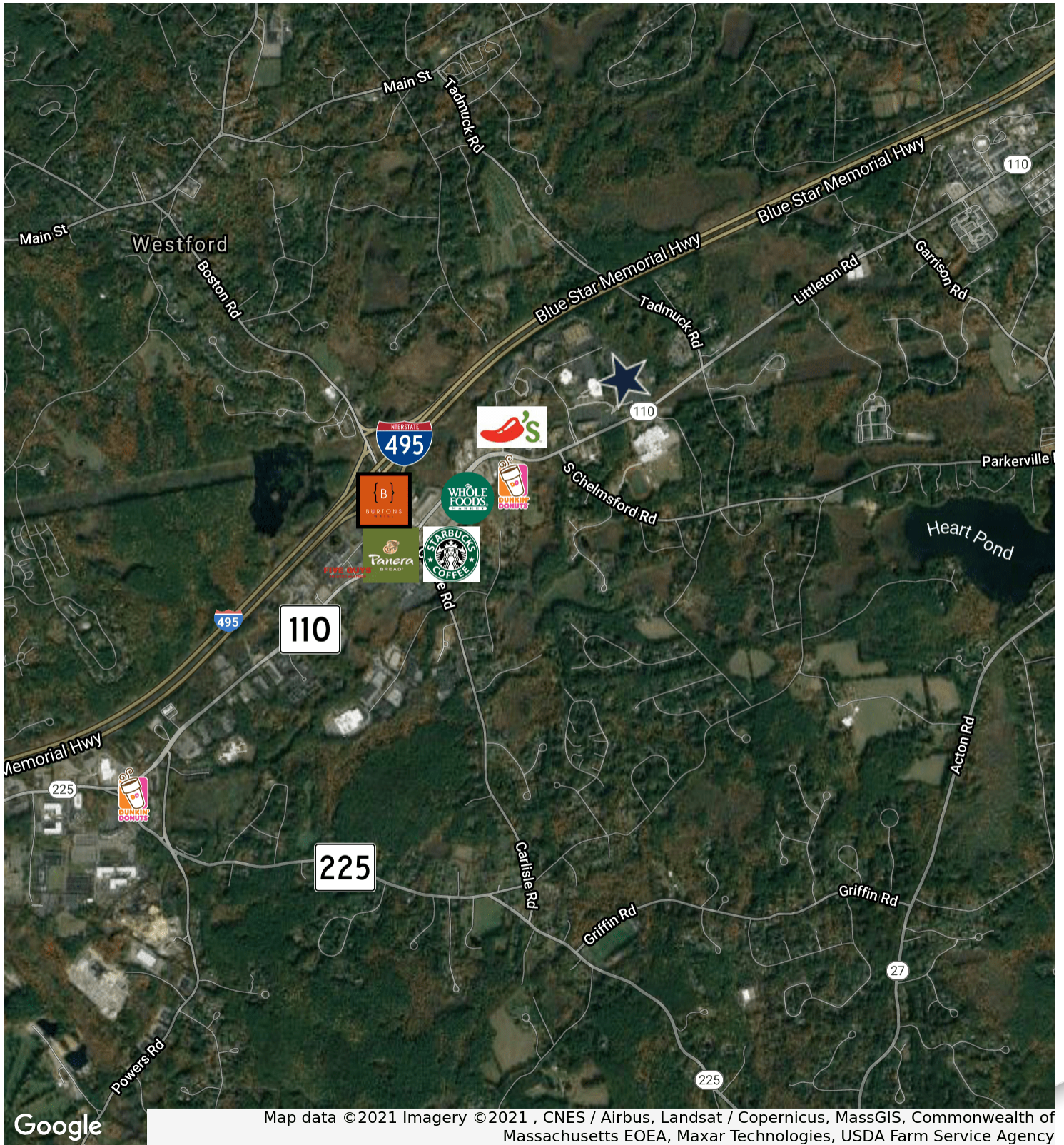
## ADDITIONAL PHOTOS



# FLOOR PLANS




# LOCATION MAP



# 10 TECHNOLOGY PARK DRIVE

WESTFORD, MA



**CONTACT:**

AARON SMITH

DAVID STUBBLEBINE

978.654.0432

617.592.3391

ASMITH@STUBBLEBINECOMPANY.COM

DAVID@STUBBLEBINECOMPANY.COM

EXCLUSIVE OFFERING



THE  
STUBBLEBINE  
COMPANY

CORFAC INTERNATIONAL